

Ecosystem Services Improvement Project

a strategy for climate change mitigation

enhancement of forest cover

improvement of ecosystem services

livelihood opportunities for forest dependent communities

3rd Project Steering Committee MoEF&CC, GoI

16 April 2020

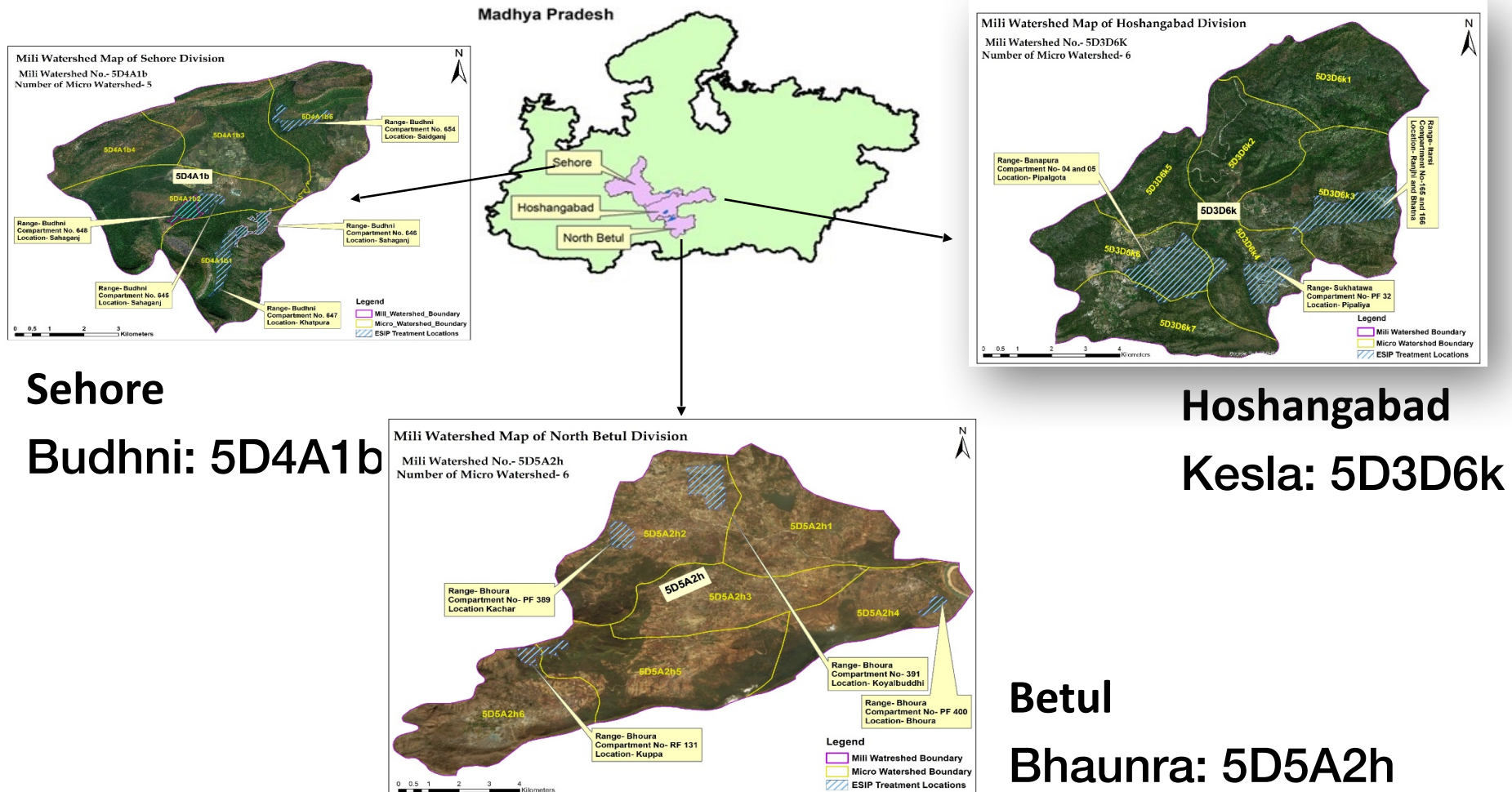
State- Madhya Pradesh

K. Raman, IFS, APCCF, Green India Mission, MP



Ecosystem Services Improvement Project

LOCATION MAP OF SELECTED LANDSCAPE UNDER ESIP





demographic details of project areas

Division	villages	male	female	total	HH	Sex ratio	sc	st	sc %	ST %	literacy %
Hoshangabad	20	5616	5233	10849	2135	932	586	7630	5.40	70.33	47.92
Sehore	8	2381	2059	4440	921	865	921	1540	20.74	34.68	55.58
Betul	8	2819	2710	5529	1162	961	424	4241	7.67	76.70	50.12
total of project	36	10816	10002	20818	4218	925	1931	13411	9.28	64.42	51.20

S.No.	L1 Level Landscapes	L2 Level Landscapes		L3 Level Landscapes	Forest Area (ha)				Non Forest Area (ha)	Total Area (ha)
		Division	Milli-watershed	Micro Watershed	Dense Forest	Open Forest	Blank	Total Forest		
1	Satpura-Narmada	Hoshangabad	5D3D6k	7(5D3D6k1-7)	5,947.25	128.93	491.61	6,567.80	63.85	6,631.64
2		North Betul	5D5A2h	6(5D5A2h1-6)	3,622.99	1,063.96	754.28	5,441.23	4,139.34	9,580.58
	Satpura-Narmada Total				9,570.24	1,192.89	1,245.89	12,009.03	4,203.19	16,212.22
3	Vindhya Plateau	Sehore	5D4A1b	5(5D4A1b1-5)	1,187.83	1,443.48	98.19	2,729.50	1,676.75	4,406.25
Total	2	3	3	18	10,758.08	2,636.37	1,344.08	14,738.53	5,879.94	20,618.47

Progress: FY 2019-20

1. 1000 ha. degraded open forest / moderately dense forests showing degradation treated.
2. 1079 ha. of area prepared during 2018-19 taken up for afforestation.
3. A total of 5,55,000 plants planted on the sites prepared for treatment.
4. 75 village level workshops, 15 range level workshops and 05 division level workshops : For livelihood/awareness/skill etc..
5. 8 Exposure visits of JFMCs members and field staff completed.
6. 9 skill development training completed for beneficiaries identified.
7. 03 division level, 06 range level workshops : For Landscape planning-
8. 15 GIM divisions carried out capacity building workshops

Brief Progress continued...



- Livelihood initiatives:
 - beneficiaries identified- 5367 (2878 female)
 - facilitated employment opportunities- 3203
 - beneficiaries trained on-
 - improved mahua collection, bee keeping, honey collection,
 - mushroom cultivation, vermi-compost units, sanitary napkin units,
 - computer skilling, tailoring support.
- Nursery upgradation: Bansapur, Sehare
 - C.C beds-200
 - poly house-720 sq.m,
 - green house 722 sq.m,
 - vermi-compost units-10m*6m 4 tanks,
 - root trainers- 1.00 lakh units
 - solar pump-7.5 KVA,
 - Seed treatment platform- 300sq.m,
 - Sprinkler set-for 200 beds, 4 per bed
- GIS training: by I.T. wing
 - 72 Advanced GNSS handsets procured & issued to divisions.
 - Training completed for all 18 divisions.
 - I.T. Wing completed training in July/Aug. 2019.



FY 2019-20

1. APO :	Rs 2101.14 lakh
i. Site preparation	1000 ha.
ii. Plantation treated in 2019-20	1079 ha.
iii. expenditure till 31 st March 2020	Rs. 1215.26 lakh
2. Fund delivery achieved as per APO :	57.83%
3. Fund delivery achieved as per budget provision: of Rs. 1270.67 for FY2019-20	95.63%
2. Reimbursement claim settled by the World Bank till 31 st March 2020.	Rs. 1227.55 lakh
5. Claim settlement :	74.13 %

2018-19 progress report submitted to MoEF&CC is available online at

https://www.mpforest.gov.in/img/files/GIM_Progress_Report.pdf



Brief Progress

Financial performance affected due to:

1. Severe rainfall calamity & extended monsoon in 2019-20.
2. Late procurement approval by WB on STEP.
 - i) proposals submitted on 3rd Jan.2020.
 - ii) Final approval by Bank on 11th March 2020
 - iii) chainlink fencing of Betul not yet received on site, due to lockdown
3. - Operational units pay bills on hold due to district Treasury.
 - i. Sehore Division has bills of Rs. 100.47 lakhs on hold for works carried out in Jan.-March 2020.

1. Three consultants working for the project.
 - (i) Procurement cum Financial management specialist
 - (ii) Social Dev. & Community Mobilization specialist
 - (iii) Forestry, Ecosystem services & Knowledge Management specialist
 - (iv) GIS and Database Expert has resigned. procurement in process

2. Reimbursement claim pending
 - 1) Oct.-Dec.'19 Rs. 234.00 Lakh
 - 2) Jan. to 15 Mar.'20 Rs. 189.05 Lakh
 - 3) pending due to A.G. M.P. audit FY2018-19.**

3. Three Implementation Support Missions completed
 - 1) 10th July, 2018
 - 2) 11th-13th March 2019
 - 3) 14th-15th October 2019 -

4. Mid Term Review planned in March 2020: on hold due to Covid19



Status of claims submitted to World Bank (till March 2020)

Period	Claim Date	IUFR No.	RF/WF No.	Expenses Reported	Claim Request	Claims Reimbursed	Balance Amount
April'17 to Mar'18	8/29/18	201800138/1	TF0A3990	44.16	44.16	44.12	0.04
Apr'18 to Sep'18	11/12/18	2018002708/1		11.89	11.89	11.75	0.14
Oct'18 to Dec'18	2/11/19	2018003847		16.27	16.27	16.27	0.00
Jan'19 to Mar'19	5/24/19	2019000600/1		614.76	614.76	609.68	5.08
Apr'19 to Jun'19	7/15/19	2019001386/1		288.46	288.46	288.46	0.00
Jul'19 to Sept'19	10/9/19	2019002324/1		257.27	257.27	257.27	NA
Oct. to Dec.'19	20/1/20	2019003728		234.00	234.00	-----	-----
Jan. to 15 th Mar. 2020	18/3/20			189.05	189.05	-----	-----
Total				1655.86	1655.86	1227.55	5.26

Reasons for low fund delivery



APO FY 2019-20 Financial performance was affected due to:

a) Component 1: SPIU is awaiting the GoMP consultancy approval as under:

1.1.1	Training and protocol development for biodiversity measurements in select locations for preparing biodiversity management plans, especially in corridors (Remote Sensing & GIS Software)	SPIU consultancy	40.00
1.3	Training and protocol development for biodiversity measurements in select locations for preparing biodiversity management plans, especially in corridors	SPIU consultancy	89.50
1.5	Support for strengthening JFMCs on Biodiversity Management as per NBA	SPIU consultancy	
1.6	Support for exposure visits for frontline staff/JFMCs for improving management practices	SPIU consultancy	129.60
	NTFP Capacity-Building		
1.11A	Developing sustainable use frameworks for NTFP and train local frontline staff, JFMCs etc in applying NTFP framework	SPIU Consultancy	52.00
1.11B	Training of local frontline staff, JFMCs, user groups and SHGs in applying NTFP frameworks		
	Total		311.10

b) Under Project Management Cost:

1. IEC consultancy Rs. 25.00 lakh awaiting GoMP approval
2. TALLY training & installation payment Rs. 12.00 Lakh to be made

ESIP M.P. Agenda for discussion

APO FY 2019-20:

Component 2: Improving Forest Quality & Productivity

2.2- DEVELOPING COMMUNITY-BASED MODELS FOR SUSTAINABLE UTILIZATION OF NTFP

SPIU requires approval of Hoshangabad Division procurement of nets for NTFP collection: @ Rs.1750.00 each-

FY 2018-19 : 560 nets procurement cost Rs. 10.00 lakh.

FY 2019-20: 900 nets procurement cost Rs. 15.75 lakh



ESIP MP Proposed APO for FY 2020-21



Project Components

1. Strengthening Capacity of Government Institutions in Forestry and Land Management Programs Rs. 567.25 Lakh
2. Investments for Improving Forest Quality in Selected Landscapes- Rs. 2821.81 Lakh
3. Project Management and Coordination Rs. 179.80 Lakh
- 4. Total Proposed APO Rs. 3568.86 Lakh**

Additional approval for Mask Making: 43 SHGs having 292 women targets preparing 1,40,000 masks @ Rs. 10.43/mask.

Total estimated cost Rs. 14.60 Lakh.

PSC requested for above approval under Component 1 as per MOEF&CC, GoI advisory under ESIP for COVID 19 response, F.No.-04/01/2020-GIM-ESIP dt. 03.04.2020.

Capacity Building- Training on Carbon Measurement Techniques



FSI, Dehradun

30th January to 1st February 2019



Sr. No.	Designation	Number of participants
1.	Addl. PCCF	3
2.	CCF	3
3.	DFO's	2
4.	SDO's	7
5.	RO's	14
	Total	29

Itarasi, Hoshangabad (MP)

17th June to 18th June 2019



Sr. No.	Designation	Number of participants
1.	Addl. PCCF	1
2.	CCF	1
3.	DFO's	6
4.	SDO's	17
5.	RO's	19
	Total	44

ICFRE Findings on Forest Carbon Stocks of ESIP, MP



1. Total 157 permanent sample plots laid to assess forest carbon stock in 03 ESIP divisions- **Hoshangabad** (Banapura, Itarsi and Sukhtawa ranges), Sehore (Budhni range) and N. Betul (Bhaura range)
2. The Carbon Stock density of Banapura, Itarsi and Sukhtawa (60.27 t/ha) higher than Budhni (44.27) and Bhaura (58.26 t/ha).
3. The results concluded that
 - i) in ESIP areas, forests can sequester more carbon in future as max. trees are young
 - ii) this indicates greater tendency to build biomass and carbon content
4. The baseline study will be helpful understanding patterns of carbon storage in various forest types.

Table-1: Carbon Pool wise carbon stock in ESIP Project Areas.

S. No.	Forest Ranges	AGB C (t/ha)	BGB C (t/ha)	Litter C(t/ha)	Deadwood C (t/ha)	Soil Organic Carbon (t/ha)	Total Carbon (t/ha)
1.	Banapura, Itarsi and Sukhtawa	21.34±8.63	5.97±2.42	0.10±0.08	0.00	32.90±18.32	60.29±22.30
2.	Budhni	18.38±11.28	5.15±3.15	0.40±0.26	0.04±0.02	20.33±10.76	44.27±19.57
3.	Bhaura	26.35±13.58	7.38±3.80	0.09±0.11	0.00	25.69±8.39	58.06±20.35

Table-2: Total Carbon Stock in ESIP Project Areas.

Class	Carbon stock (tonnes)			Carbon stock (tonnes)
	Banapura, Itarsi and Sukhtawa	Budhni	Bhaura	
Dry Teak very Dense Forest	-	1,361.88	9,346.44	10,708.32
Dry Teak Moderately Dense Forest	2,05,239.66	64,364.58	1,30,127.21	3,99,731.45
Dry teak Open Forest	39,664.55	96,009.95	1,09,727.00	2,45,401.50
Southern Dry Mixed Deciduous very Dense Forest	-	-	1,241.63	1,241.63
Southern Dry Mixed Deciduous Moderately Dense Forest	3,874.25	6,239.15	71,933.95	82,047.35
Southern Dry Mixed Deciduous Open Forest	1,468.95	6,956.24	59,768.33	68,193.52
Total	2,50,247.41	1,74,931.80	3,82,144.57	8,07,323.78

Hoshangabad Division Regeneration Survey Detail

Baseline- Y0

RF 156

Division Name- Hoshangabad
Range- Itarsi & Banapura
Compartment No- RF 156 & RF 4&5

Y0= Baseline Year (2018)

Y1= Year 1 (Y0)

Y1

RF 156

- Above 2501-Profuse
- 1501 to 2500-Adequate
- 501 to 1500-Inadequate
- Less then 500-Negligible

Baseline- Y0

RF 4&5

Y1

RF 4&5

Total No of Grids	Y0			
	Negligible	Inadequate	Adequate	Profuse
53	35	7	8	3
	Y1			
	Negligible	Inadequate	Adequate	Profuse
	33	12	6	2
Change	-2	5	-2	-1

Total No of Grids	Y0			
	Negligible	Inadequate	Adequate	Profuse
70	35	21	10	4
	Y1			
	Negligible	Inadequate	Adequate	Profuse
	19	35	8	8
Change	-16	14	-2	4

North Betul Regeneration Survey Detail



Baseline-Y0

SDSA2h6

SDSA2j8

RF 183 & 176

Y1

SDSA2h6

SDSA2j8

RF 183 & 176

Division Name- North Betul
Range- Shapur
Compartment No- RF 183 & 176
Y0= Baseline Year (2018)
Y1= Year 1 (Y0)

Total No of Grids	Y0			
	Negligible	Inadequate	Adequate	Profuse
63	45	12	5	1
Change	Y1			
	Negligible	Inadequate	Adequate	Profuse
	31	23	7	2
Change	-14	11	2	1

Inspection Note excerpts of Shri. Anand Prabhakar, DIG, MOEF&CC, GoI



Hoshangabad: 8th Jan. 2020

1. Pipalgota RF 04 & 05 on. Area is properly managed. Regeneration growth is good.
2. Plantation survival is very good and has acquired vigorous growth.
3. Interacted with the villagers and they expressed happiness and briefed about their improvement in livelihood conditions.
4. have acquired skills under the programme for stitching, mushroom cultivation, leaf plate making, poultry, bag making, etc.
5. Motivation among villagers for forest protection.
6. New innovation of using bamboo poles in fencing is commendable.



North Betul: 9 jan 2020

1. Inspected the plantation works,
2. water structures have good storage of water,
3. this may be used for watering the plants.
4. Survival of seedling is very good. Overall very good work

Landscape Planning Exercise:



- ❖ Socio – Economical baseline data – villages wise and family wise
- ❖ Community mobilization and JFMC
- ❖ Forest mapping of the landscape
- ❖ Gender action plan
- ❖ Tribal and forest dependent communities development plan
- ❖ Convergence
- ❖ Natural Resource management
- ❖ **03 Multi stakeholder division level workshops held in Hoshangabad, Sehore & Betul. 06 village level stakeholder interactions held.**



Landscape Planning Team building



1. **Spear head team**

- (i) Forest department - Range officer, deputy range officer, forest guard, beat guard
- (ii) Voluntary organizations (collaboration)
- (iii) Agriculture department, Revenue department, Education department, Health department, Integrated Child development scheme (ICDS)
- (iv) Local champions
- (v) Community based organizations (CBO's) – SHG's, federation, etc.

2. **Janpad level team**

- (i) All the departments - Agriculture department, Revenue department, Education department, Health department, Integrated Child development scheme (ICDS)
- (ii) Janpad
- (iii) Biodiversity committee
- (iv) Forest committee
- (v) MLA

3. **District level**

- Steering committee headed by collector, coordinated by DFO

4. **State level team**

Procurement Progress : SPIU MP



Description	INR in Rs. Lakh			Comments/remarks
	Total Value	Committed	Amt in Reporting Period	
RFQ	662.48	662.48	662.31	Procurement by operational units
Direct	38.89	38.89	38.89	GIS software Payment made
CQS	125.80	125.80	0	Government approval of RFP awaited
Indv	106.08	106.08	41.85	Remunerations to SPIU consultants
Total	933.25	933.25	743.05	

Issues in procurement



1. APO 2018-19 had provision for engaging Bio Diversity Board, SFRI, State planning commission for carrying out various capacity building exercises.
2. During the procurement process, the bank refused engagement of state agencies due to procurement guidelines of the bank.
3. World Bank advised that proposals be invited through REoIs for
 - i. Development of sustainable use framework for NTFP and train local frontline staff, JFMCs etc in applying NTFP framework
 - ii. community level baseline assessment of dependency of livelihood on NTFPs
 - iii. Training and protocol dev. for biodiversity measurements in select location for preparing biodiversity management plans, especially in corridors
 - iv. Support for strengthening BMCs/ JFMCs on Biodiversity Management as per NBA



4. SPIU prepared fresh ToRs for hiring consulting agencies in NTFP based livelihoods & IEC Strategy.
5. World Bank clearance for the above consultancies in May 2019.
 - i. NTFP consultancies estimated cost of US Dollar 75,000.00
 - ii. IEC consultancy estimated cost of US Dollar 35,000.00 .
6. The consultancies cleared under ‘CQS’- Consultant Qualification Selection Method of selection by World Bank.
7. **SPIU awaiting approval from GoMP for the RFPs for the above 03 consultancies to go ahead with selection of an agency through an advertisement in the open market.**

Technical Collaborations



1. Project with Bank's approval collaborated State Bio Diversity Board for carrying out various capacity building exercises.
 - i. Training and protocol dev. for biodiversity measurements in select location for preparing biodiversity management plans, especially in corridors
 - ii. Support for strengthening BMCs/ JFMCs on Biodiversity Management as per NBA
2. SBB preparing action plan for technical guidance to Forest Divisions


[डेश बोर्ड](#)
[विजुअलाइजेशन](#)
[रिपोर्टें](#)
[डाउनलोड](#)
[सहायता पुस्तिका](#)
[पी.डी.ए. आवंटन](#)
[वृक्षारोपण विलोपित करें](#)
[पुनर्उत्पादन सर्वेक्षण जी.आई.एम.](#)

वृक्षारोपण की रिपोर्ट

[Back](#)

Plantation details FY 2019-20

वृक्षारोपण सूची

क्रमांक	पंजीकरण क्रमांक	वृत्त	वनमंडल	परिक्षेत्र	बीट / पंचायत	श्रेणी का चयन करें	क्षेत्र प्रकार	वर्ष	श्रेणी	श्रेणी	क्षेत्र (हेक्टेयर)	पौधों की संख्या	स्वीकृत स्थिति	प्रजाति	पंजीकरण तिथि	विवरण
1	105004	Betul	North Betul	Bhaura	Koyalbuddi	391 PF	Forest	2019	Misc	ESIP	75	75000	Draft	Mixed , Teak	17 Jan 2019	i
2	105307	Betul	North Betul	Bhaura	Kuppa	131 RF	Forest	2019	Bamboo	ESIP	50	20000	Draft	Bamboo	31 May 2019	i
3	105308	Betul	North Betul	Bhaura	Kachar	389 PF	Forest	2019	Misc	ESIP	25	25000	Draft	Mixed	31 May 2019	i
4	105309	Betul	North Betul	Bhaura	Bhoura	400 PF	Forest	2019	Misc	ESIP	29	5800	Draft	Mixed	31 May 2019	i
5	106350	Hoshangabad	Hoshangabad	Banapura	Pipalgota	4 RF	Forest	2019	Misc	ESIP	300	90000	Draft	Aaonla , Bahera , Bamboo , Mahua , Others , Teak	19 Jul 2019	i
6	106390	Hoshangabad	Hoshangabad	Itarsi	South Bhatna	165 RF	Forest	2019	Misc	ESIP	200	15293	Draft	Aaonla , Bamboo , Karanj/Kanji , Khamher/ Seevan , Neem , Others , Shisham/Sissu , Teak	20 Jul 2019	i
7	106395	Hoshangabad	Hoshangabad	Sukhatawa	Pipariya	32 PF	Forest	2019	Misc	ESIP	100	25000	Draft	Aaonla , Bahera , Bamboo , Jamun , Karanj/Kanji , Mahua , Others , Shisham/Sissu , Teak	20 Jul 2019	i

कुल 779 256093

योग: 779 256093

कुल

योग:

[Plantation Monitoring System](#)

एक्सेल में निर्यात करें

पीडीएफ में निर्यात करें

ARIAL VIEW OF INFRASTRUCTURE BANSAPUR NURSERY

Green House

Poly-House

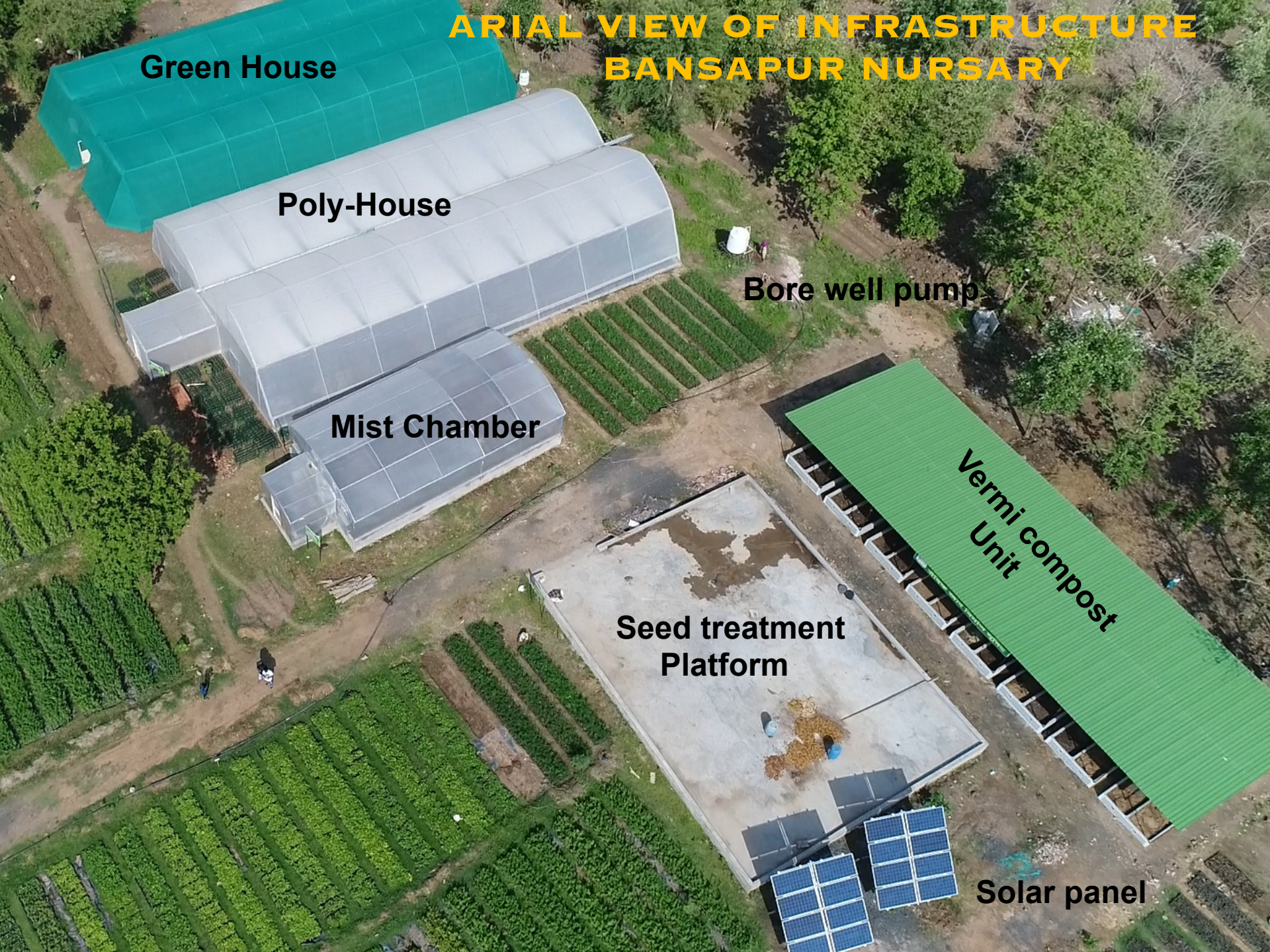
Mist Chamber

Bore well pump

**Seed treatment
Platform**

**Vermi compost
Unit**

Solar panel



Plantation 2019-20



Sehore plantation



North Betul plantation



Hoshangabad Plantation



International Van Mela Dec. 2019- GIM-ESIP promotion for IEC




ग्रीन इंडिया मिशन



GIS Training: I.T. Wing



GIS training Manual GIS training - South Sagar



GIS training – South Seoni




Livelihood activities in ESIP



ग्राम सड़िया मिशन



Initiatives of Forest Department to Combat COVID-19



**Mask Making
and
Distribution**

Latitude: 22°10'56"N
Longitude: 77°26'5"E
Elevation: 456.24m
Accuracy: 3.2m
Time: 29-03-2020 18:13
Note: गवासेन मास्क एवं सेनेटाइजर वितरण

Powered by NoteCam

Mask and aprons to Health Department by SHG



Latitude: 22°11'34"
Longitude: 77°54'16"
Elevation: 399.48m
Accuracy: 35.4m
Time: 10-04-2020 13:22
Note: मुख्य चिकित्सा एवं स्वास्थ्य अधिकारी जिला बेतूल को 8000 मास्क प्रदाय किए गए



वन विभाग ने स्व सहायता समूह को बांटे मास्क

भौरा,ताप्ती समन्वय,
26 मार्च 2020
(नि.प्र.)। कोरोना
वायरस से बचाव के
लिए वन विभाग की
ओर से ग्रीन इंडिया
मिशन द्वारा वित्त
पोषित स्व सहायता
समूह के सदस्यों को
मास्क बांटे गए। साथ



लोग मास्क खरीदने
में सक्षम नहीं है।
इसी स्थिति को
देखते हुए ग्रीन
इंडिया मिशन द्वारा
वित्त पोषित स्व
सहायता को निशुल्क
मास्क वितरण का
फैसला लिया तथा
वन परिक्षेत्र भौरा के

ही विभाग द्वारा कोरोना से बचाव के लिए
जागरूक किया गया। बुधवार को समूह में
मास्क वितरण के दौरान वन परिक्षेत्र
अधिकारी डी.पी. गोस्वामी ने बताया कि पूरे
देश में कोरोना के प्रति लोगों में भय का
माहौल है। ऐसे में आर्थिक रूप से कमजोर

कुप्पा, हांडीपानी, कोयलारी, भौराढाना,
सहित अनेक स्व सहायता समूह में करीब
500 से अधिक मास्क बांटे गए। इस दौरान
कोरोना से बचाव के बारे में जागरूक करते
हुए साफ-सफाई का विशेष ध्यान रखने का
आहवान किया गया।

Sl. No.	Division	Range	Village	No. of SHGs involved in mask making	No. of women members involved in mask making	Total estimate d target for making mask	No. of ready masks	Financials (Estimated cost) involved in mask making in INR				Total Amount in INR	Cost of one mask in INR
								Material	Labour	Transportation	Other (if any)		
1	North Betul	Bhaura	Bhauradhana	2	20	30000	27962	150000	60000	30000		240000	8.58
			Koylari										
			Bhauradhana										
2	West Betul	Mohda	Mohda	0	4	5000	1380	25000	10000	0		35000	7.00
3	Sehore	Budhni	Khatpura	3	18	10000	6425	60000	60000	2300		122300	12.00
			Akola										
4	South Panna	Mohandra	Hardwakothi	3	16	2500	2500	17500	7500	0	0	30000	10.00
			Bimpura										
			Dhamria										
5	South Seoni	Khawasa	Ramli	10	100	20000	8940	180000	80000	0	20000	280000	14.00
			Pipriya										
		Kewlari	Kumhda										
			Kanchanwada										

Financials involved in mask making activity



ग्रीन इंडिया मिशन

Sl. No.	Division	Range	Village	No. of SHGs involved in mask making	No. of women members involved in mask making	Total estimated target for making mask	No. of ready masks	Financials (Estimated cost) involved in mask making in INR				Total Amount in INR	Cost of one mask in INR
								Material	Labour	Transportation	Other (if any)		
6	South Sagar	Sagar	Sironja	3	23	10000	5800	120000	35000	5000	10000	170000	17.00
		Dhana	Jyap										
		Rahatgad	Khajaramafi										
			Bhulnabhgadh										
7	Hoshangabad	Itarsi	Lalpani	4	68	50000	17000	300000	250000	0	0	550000	11.00
			Ranjhi										
			Bhatna										
		Suktawa											
		Banapura	Pipalgota										
			Nayagaon										
8	Raisen	Gadhi	Sehora	14	23	2000	1450	10000	8000	0	0	18000	9.00
			Bhavergarh										
			Pinjheria										
			Suagarh										
		West Silwani	Patna										
			Singhpuri										
			Padharia										
9	Obidullaganj			3	10	9000	4000						
10	South Balaghat	Waraseoni	Mohantola	1	10	1500	1200	9000	6000	0	0	15000	10.00
	Grand Total			43	292	140000	76657	871500	516500	37300	30000	1460300	10.43

Implementation of Tally. ERP9 under Green India Mission



- Establish TALLY software for GIM, NAP & ESIP accounting system.
- Service providing agency- Tally Solutions Pvt. Ltd., authorized OMS Consultants, Bhopal.
- OMS Consultants conducted -
 - ✓ Training of 18 Forest Division account staff(s). Total 95 staff trained
 - ✓ Installation of TALLY ERP9 software in FDs where demand raised
 - ✓ Synchronization of TALLY between HQs & Forest Divisions
- Online synchronization of TALLY between HQs & Forest Div.'s in progress
- Recap workshop for trained staff to be organized.

SNO	TRAINING LOCATION	FROM	TO	TOTAL PARTICIPANTS
	HOSHANGABAD (H'bad, Betul-North & West)	03/09/2019	06/09/2019	14
	BHOPAL (Sehore, Raisen, O'gunj, R&E Bhopal, GIM H.O.)	11/09/2019	14/09/2019	22
	BALAGHAT (S. Balaghat, S.Seoni)	23/09/2019	26/09/2019	18
	UMARIYA (Umariya, S.Sagar)	15/10/2019	18/10/2019	08
	DHAR (Dhar, Jhabua, Barwani, Sendhwa)	21/10/2019	24/10/2019	10
	PANNA (S.Panna, Satna)	04/11/2019	07/11/2019	11
	SHIVPURI (Shivpuri, Sheopur)	16/12/2019	19/12/2019	12
			TOTAL	95

Shortfalls & Challenges



- ✓ *Problems in STEP: Difficulty in uploading documents, lack of clarity in uploading documents to complete STEP procedures, need intensive training to understand the STEP procedures.*
- ✓ *Specialized agencies for focused M&E need to be clarified*
- ✓ *State wise project fund allocation details not provided in PAD, PIP or the cost table for the components 1 and 2 of the project*
- ✓ *Upscaling of SLEM activities is the heart of the project.*
- ✓ *Only listed activities received by the ICFRE team till date on SLEM best practices. ICFRE requested to clarify state as what SLEM activities are finalized to be upscaled: villagers have started asking questions*

Shortfalls & Challenges



- ✓ *Site shortlisted in North Betul for carbon flux towers have been communicated to ICFRE. The site may be finalized by ICFRE.*
- ✓ *Van Vigyan Kendra is proposed in Bansapur nursery. ICFRE has assigned TFRI, Jabalpur to prepare and provide detail plan for the Van Vigyan Kendra.*

ICFRE Dehradun has been requested to share the following information

- ✓ *The activities of SLEM identified to be carried out in ESIP MP landscapes and their location details.*
- ✓ *Exposure visit of project team ???*



Thanks

71 KALA BAI\कलाबाई F 61 SC
मोहन लाल\मल्लो 4 D1,--,D3,--,D5,D6,-- 3
Khatpura, Budhni, Sehore with Mahua Laddoo in
Palash Dona Pattal,

D1: Households with one or less room, kuccha walls and kuccha roof

D3: Female headed household with no adult male member between 16 and 59

D5: SC/ST Households

D6: Landless households deriving a major part of their income from manual labour